


ELEVATE
PAEDIATRICS
CHIROPRACTIC 4 KIDS


Spinal and Cranial Examination of the Infant



1

ELEVATE
PAEDIATRICS
CHIROPRACTIC 4 KIDS


Primary & Secondary Subluxations



2

ELEVATE
PAEDIATRICS
CHIROPRACTIC 4 KIDS


Examining for Dural Tension



3

ELEVATE
PAEDIATRICS
CHIROPRACTIC 4 KIDS

Spinal Examination of the infant



4


Lumbosacral Region



ELEVATE
PAEDIATRICS
CHIROPRACTIC 4 KIDS

5

Lumbar/Lower Thoracic



ELEVATE
PAEDIATRICS
CHIROPRACTIC 4 KIDS

6

Sacrum



7

Sacroiliac Joints



8

Logan Basic



9

Mid to Upper Thoracic



10

C2 to T3



11


Upper Cervical



12


Restriction in Upper Cx *Lateral Flexion*
+ restriction in *Fx or Ex* at Occipital Condyles
= **Occiput Subluxation**

Restriction in Upper Cx *Lateral Flexion*
+ restriction in *Fx or Ex* at C2 Spinous process
+ NO restriction *in Fx or Ex* at Occipital condyles
= **Axis Subluxation**



13

Restriction in Upper Cx *Lateral Flexion*
+ NO restriction *in Fx or Ex* at C2 Spinous process
+ NO restriction *in Fx or Ex* at Occipital condyles
= **Atlas Subluxation**



14